

# Nutrisorb<sup>®</sup>


by **EC+**

## ROOT ENHANCER FOR PLANT NUTRITION

Fertilizer act # 2011001A


### **NUTRISORB<sup>®</sup> IS:**

A registered, natural fertilizer additive stimulating plant growth and nutrient absorption. It is registered for green house tomatoes and peppers from seeding to flower and beyond.



### **HOW IT WORKS :**

The selected carboxylic acid in Nutrisorb<sup>®</sup> improves Auxin metabolism that induces root hair production and overall root growth and activity throughout the development and production cycle. Nutrisorb<sup>®</sup> stimulates the ability of root hairs to absorb nutrients by inducing the electrogenic pumping process that leads to more extraction of nutrients per root's surface. These combined properties result in more extraction of nutrients from the soil solution, and as a result, better development of the crop.



**Pepper Treatment 1**



**Pepper Treatment 2**



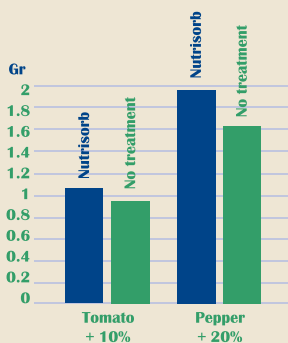
**Pepper Control**

# Nutrisorb®

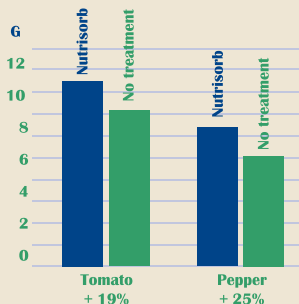
## FEATURES:

- Nutrisorb® is a **Natural** plant extract from rice and cotton.
- It is compatible with any fertilizers and most pesticides.
- Nutrisorb® is available in Liquid, soluble or granular.
- Perfect for use in **seedling production**.

*Average root mass of treated and non treated plants*



*Average aerial mass of treated and non treated plants*



## HOW TO USE IT:

### Step 1

Apply 2 ml of Nutrisorb® per litre of water to wet the substrate.

### Step 2

10 to 15 days after planting, water the seedling using 1 ml of Nutrisorb® per litre of water.

### Step 3

7 – 10 days after step 2, water the seedling using 0.2 to 0.3 ml of Nutrisorb® per litre of water. Continue step 3 every 7-10 days until ready to sell the plants.

For more information:



Ontario : 519 809-4878 Québec : 514 809-1575

eco@eco-plus.ca www.eco-plus.ca